




pp → $\tilde{t}\tilde{t}^*$, $\tilde{t} \rightarrow b\tilde{\chi}^\pm$, $\tilde{\chi}^\pm \rightarrow e^\pm jj$

 $\sigma_{\text{th.}} \times B^2$, $B = 100\%$

 Observed

 Expected

 1 σ_{expected}

 2 σ_{expected}

95 % CL limit on $\sigma \times B^2$ [pb]

