







CMS

Inclusive from $m(t\bar{t})$ vs. $|\cos(\theta)|$ bins

$$\Delta_E = 0.663 \pm 0.029$$

C-1
P_r
P_n
P_k
P_r
P_n
P_k
C_{rr}
C_{nn}
C_{kk}
C_{nr}
C_{rk}
C_{nk}
C_{nr}
C_{rk}
C_{nk}

-0.062 ± 0.053
-0.0037 ± 0.0077
0.0080 ± 0.0063
0.0135 ± 0.0068
-0.0168 ± 0.0078
0.0036 ± 0.0062
0.0143 ± 0.0067
0.028 ± 0.017
0.330 ± 0.010
0.305 ± 0.020
0.014 ± 0.019
-0.208 ± 0.035
0.009 ± 0.026
-0.016 ± 0.017
-0.009 ± 0.030
0.022 ± 0.026

 Data
 stat, total unc.
 Powheg+P8
 Powheg+H7
 MG5+P8
 MiNNLO+P8

-0.5 -0.4 -0.3 -0.2 -0.1 0 0.1 0.2 0.3

Coefficient value

-0.05 0 0.05 0.1

$\Delta(\text{data, Powheg+P8})$