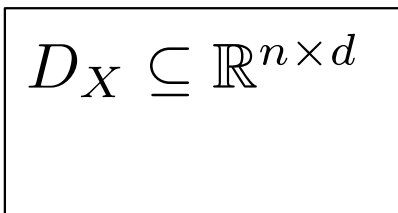


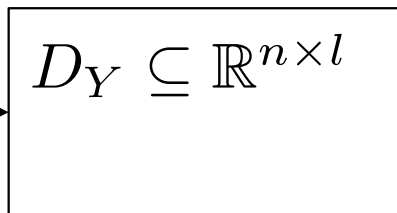
# SANNT

Initial dataset



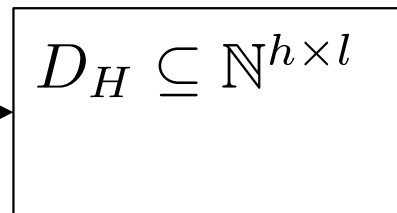
$\mathbf{x} \rightarrow \hat{\mathbf{y}}(\mathbf{x}, \omega)$

Classification



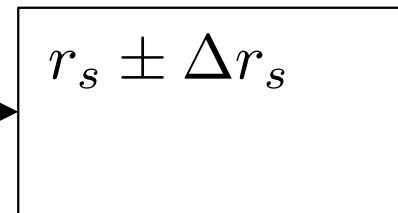
$\hat{\mathbf{y}} \rightarrow H(\hat{\mathbf{y}})$

Histogram



$\min(-\log(\mathcal{L}))$

POIs



$\min(\Delta r_s)$

